




STEP ONE – REFRESH NOODLETOOLS!

- Go to www.noodletools.com and click on “Sign In”
- Choose one of the following columns as applies to you:

<u>I remember my password</u> for NoodleTools! 😊	<u>I forgot my password</u> to NoodleTools! ☹️	I don't know what NoodleTools is!
 <ul style="list-style-type: none"> • Log into NoodleTools • If you need to <u>validate</u> your account with a school username / password Username: Millbrook Password: Wildcats • Click on “Create a New Project” • Choose “MLA Advanced” • Name the new research project “Eng 11 Social Issue” • Share your project with your teacher: --Click on “Share Project with a Teacher’s Drop Box” --In Assignment Drop Box, search for _____ 	 <ul style="list-style-type: none"> • Click on “I forgot my password” and try to recover your password • If you are unable to recover your password on your own, find a teacher or a librarian for help • Log into NoodleTools • If you need to <u>validate</u> your account with a school username / password Username: Millbrook Password: Wildcats • Click on “Create a New Project” • Choose “MLA Advanced” • Name the new research project “Eng 11 Social Issue” • Share your project with your teacher: --Click on “Share Project with a Teacher’s Drop Box” --In Assignment Drop Box, search for _____ 	 <ul style="list-style-type: none"> • Raise your hand and ask for the NoodleTools Set-up Guide • Complete the Noodletools set-up through Step 11 • Name the new research project “Eng 11 Social Issue” • Share your project with your teacher: --Click on “Share Project with a Teacher’s Drop Box” --In Assignment Drop Box, search for _____

!!STOP!!

When you complete these steps raise your hand to get your next activity!